



HEALTH & WELLNESS NEWSLETTER

www.EllisPhysicalTherapy.com | (208) 266-2695



THE CONNECTION BETWEEN HIP AND KNEE PAIN

Did you know that for a lot of people, their knee pain is not actually due to a problem with the knee, but one with the hip? At Ellis Physical Therapy, we frequently observe that a problem originating in the hip can be first felt as knee pain and vice versa.

You might wonder how this is possible. The answer lies in what's known as the kinetic chain, where the hip and knee joints work together. The interconnection means that an imbalance or dysfunction in one joint can lead to compensation and pain in the other. The good news is our therapists can help you figure out the source of your pain and, more importantly, guide you back to health.

Your Guide to Recognizing the Signs and Symptoms of Hip and Knee Pain

At Ellis Physical Therapy, we believe in a holistic approach to healing. As musculoskeletal experts, we are trained to pinpoint the root cause of your condition, differentiate between hip and knee pain, and develop a plan that addresses the whole person, not just the symptom.

The Telltale Signs of Hip Pain

- **Localized Discomfort and Stiffness:** Hip pain generally starts as a localized discomfort in the groin area, often accompanied by stiffness restricting the range of motion. As the severity worsens, this pain can sometimes extend to the thigh and even the knee.
- **Morning Stiffness:** One of the most commonly reported symptoms is morning stiffness, which typically eases as the day progresses.
- **Difficulty in Performing Daily Activities:** Individuals with hip pain often find it challenging to bend over to tie shoes or pick up objects from the floor. This pain can intensify during movements like getting up from a seated position or walking uphill.

Classic Indicators of Knee Pain

- **Localized Pain and Swelling:** A primary indicator of knee issues is localized pain, often accompanied by swelling. This can be especially noticeable after prolonged periods of activity.

Visit us online www.EllisPhysicalTherapy.com or call today (208) 266-2695

GET BACK TO LIVING PAIN-FREE!



- **Stiffness and Reduced Range of Motion:** Another hallmark of knee pain is stiffness, which often restricts the knee's range of motion.
- **Popping or Crunching Noises:** Experiencing popping or crunching noises during knee movement is a sign that shouldn't be ignored, as these sounds often signify underlying knee issues.
- **Difficulty in Bearing Weight:** A large number of individuals with knee pain report difficulty bearing weight on the affected knee. This is often described as a feeling of weakness or instability, making activities such as climbing stairs or even simple walking difficult.

While interconnected, the hip and knee are distinct structures with unique roles in our body's movement and different responsibilities. Understanding these differences is vital in diagnosing and treating pain effectively. This is where the expertise of our physical therapists can help!

Navigating the Path to Recovery with Ellis Physical Therapy

At Ellis Physical Therapy, our physical therapists will conduct a comprehensive evaluation, and distinguish whether you're dealing with an issue in your hip, knee, or both. After completing the evaluation, we'll design a program focusing on the actionable steps you can take to ensure long-term relief and prevention of future injuries, including the following:

- **Tailored Therapeutic Exercises:** Our therapists will provide you with stretching and strengthening exercises to help restore your mobility and function. For example, eccentric training focuses on elongating a muscle under tension, proving particularly effective in strengthening muscles and improving mobility.
- **Neuromuscular Re-education:** This involves using exercises and manual techniques to restore normal muscle function and movement patterns. These techniques are especially effective in reducing pain and enhancing function, especially in individuals with hip and knee pain.

Our therapists go beyond the surface, digging deep into your symptoms to identify the underlying issues and determine the true origin of your pain, whether the hip, the knee, or

both. Our goal is to build a program that helps you get back to living your best life!

Follow These Simple Steps to a Pain-Free Life

Are you ready to embrace a lifestyle that promises better mobility and less pain? At Ellis Physical Therapy, we are here to guide you every step of the way, fostering a future where you feel better, move better, and live better!

Call today to schedule an appointment!

HEALTHY RECIPE



Simple Roasted Asparagus

- 12-16 ounces fresh asparagus (pencil-thin), woody ends trimmed
- 1-2 Tbsp olive oil
- 2 garlic cloves, finely minced
- Salt and pepper to taste
- 1 Tbsp lemon zest
- a squeeze of lemon juice
- Optional Garnishes: grated parmesan, toasted slivered almonds or pinenuts, basil, flat-leaf parsley, chili flakes

Preheat oven to 400F. Toss the trimmed asparagus in a bowl with olive oil, garlic, lemon zest, salt & pepper. Lay spears out in a single layer on a parchment-lined sheet pan. Roast until just tender yet still vibrant green, about 15-25 minutes, depending on size and thickness, tossing halfway through. Once tender, toss with lemon juice. Taste and adjust salt. Garnish with any of the optional garnishes.

<https://www.feastingathome.com/roasted-asparagus/#tasty-recipes-34982-jump-target>

Sources: <https://pubmed.ncbi.nlm.nih.gov/32643252/>; <https://pubmed.ncbi.nlm.nih.gov/31621559/>; <https://pubmed.ncbi.nlm.nih.gov/30407271/>; https://journals.lww.com/jgpt/fulltext/2020/04000/hip_muscle_strengthening_for_knee_osteoarthritis_6.aspx; <https://www.jospt.org/doi/10.2519/jospt.2018.7877>

Visit us online www.EllisPhysicalTherapy.com or call today (208) 266-2695

HOW HIP STRENGTHENING CAN HELP ALLEVIATE KNEE PAIN

You may be surprised to know that the functioning of our knees is directly linked to the strength and stability of our hip muscles. *Our hip muscles play a vital role in maintaining the alignment and stability of the knee joint.*

Hip-strengthening exercises enhance the knee's support system, helping evenly distribute the forces that travel through it during daily activities. A strong hip musculature can help

prevent the knee from adopting faulty movements and positions, often leading to pain.

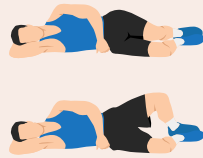
Hip exercises can also help improve posture and alignment, which is vital in preventing knee strain and subsequent pain. At Ellis Physical Therapy, we'll guide you in adopting these exercises into your daily routine, a step towards a life marked by greater mobility and less pain.

Seeking Guidance at Ellis Physical Therapy

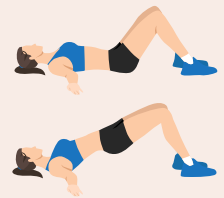
At Ellis Physical Therapy, we'll guide you through the exercises that ensure you reap the maximum benefits while maintaining safety and efficiency. Our approach is always holistic, emphasizing the role of the hips as crucial players in alleviating knee pain and facilitating overall health and well-being.

Some Highly Effective Hip-Strengthening Exercises to Help Lessen Knee Pain


Clamshells: The exercises are effective in strengthening the hip abductor muscles. By lying on your side and opening and closing your legs like a clamshell, you work on the muscles that are essential in maintaining knee alignment.



Hip Bridges: The bridge focuses on enhancing the strength of the hip extensors (buttock muscles) to help provide better support to the knee structure.



Side-Lying Hip Abductions: This exercise is a powerhouse in bolstering the hip muscles, primarily targeting the gluteus medius. This vital muscle aids in stabilizing the hips and knees. Engaging in this exercise can be a game-changer in alleviating knee pain.



Quadruped Hip Extensions: Another fantastic exercise that strengthens the hip muscles and promotes a stable core, creating a well-balanced support system for your knees.



Taking the Next Step


Remember, the journey to wellness is an ongoing process, and we are here to walk with you every step of the way.

Ready to take a step towards a brighter, pain-free future? Call Ellis Physical Therapy today to get started!

Sources: <https://pubmed.ncbi.nlm.nih.gov/32643252/>; <https://pubmed.ncbi.nlm.nih.gov/31621559/>; <https://pubmed.ncbi.nlm.nih.gov/30407271/>; https://journals.lww.com/jgpt/fulltext/2020/04000/hip_muscle_strengthening_for_knee_osteoarthritis_6.aspx; <https://www.jospt.org/doi/10.2519/jospt.2018.7877>

HOW ARE WE DOING?

Click below to tell your PT story and leave your review.



3100 S Woodruff Ave.
Idaho Falls, ID 83404
(208) 266-2695

Office Hours:
Mon. & Wed: 7 AM - 7 PM
Tues. & Thurs: 8 AM - 6 PM
Fri: 7 AM - 6 PM
Closed: Sat - Sun

EllisPhysicalTherapy.com